

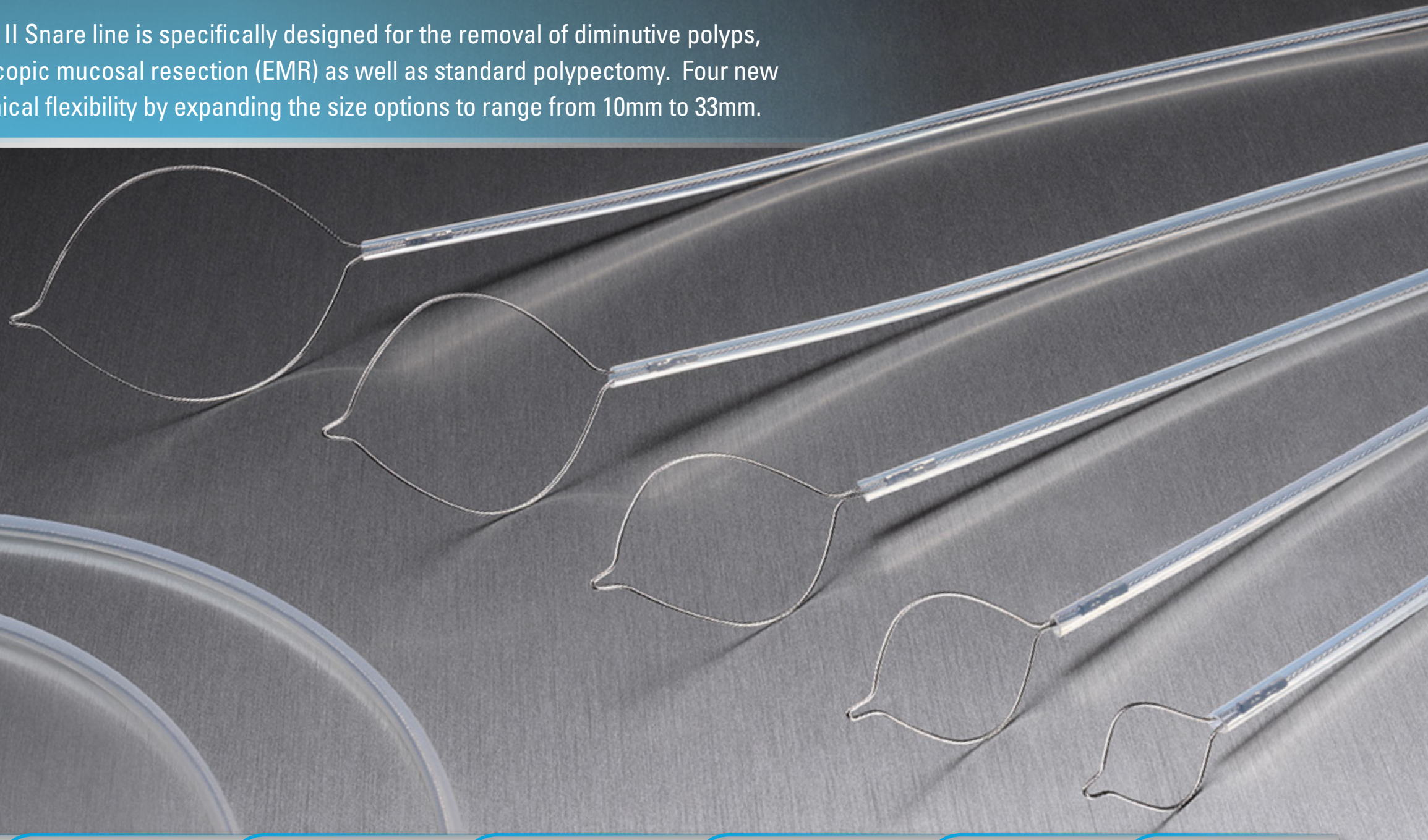
Captivator™ II

Single-Use Snares

**Boston
Scientific**
Advancing science for life™

The Captivator II Snares are the first line of stiff and rounded snares available in multiple sizes with both a hot and cold snaring indication.

The Captivator II Snare line is specifically designed for the removal of diminutive polyps, colonic endoscopic mucosal resection (EMR) as well as standard polypectomy. Four new sizes allow clinical flexibility by expanding the size options to range from 10mm to 33mm.



Features / Benefits

Wire Design

Diminutive
Polypectomy

Difficult
Polypectomy & EMR

Economics of EMR

Order Codes

Complementary
Devices



Features and Intended Benefits

Rounded Shape

- Designed to capture flat lesions
- Shorter distance from scope tip to facilitate tip control and visualization

Stiff Braided Wire

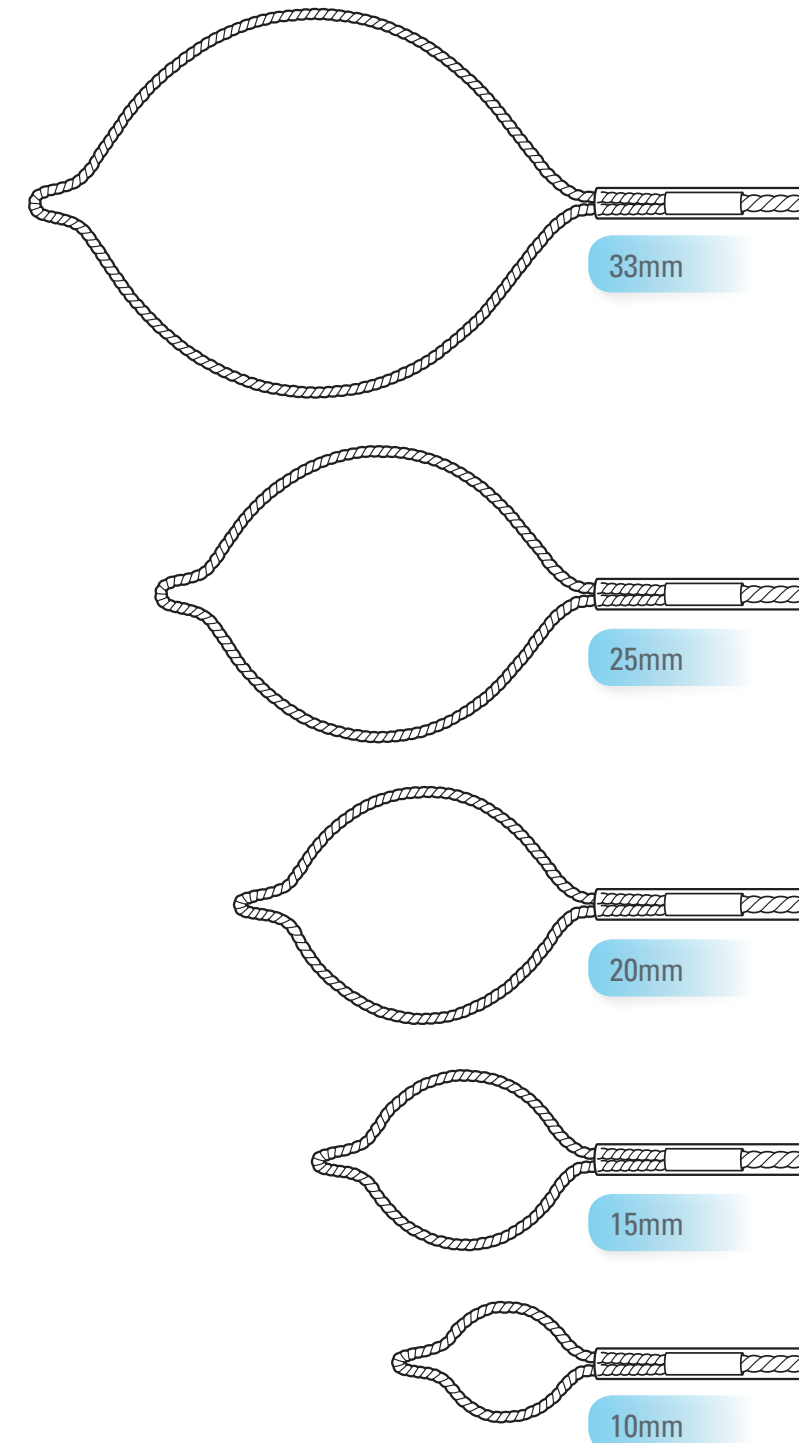
- Control of wire
- Grip/traction on flat polyps

Hot / Cold Indication

- Allow clinical flexibility

Four Smaller Loop Options

- 10mm, 15mm, 20mm, 25mm
- Diminutive polyps
- Flat polyps and for use during EMR






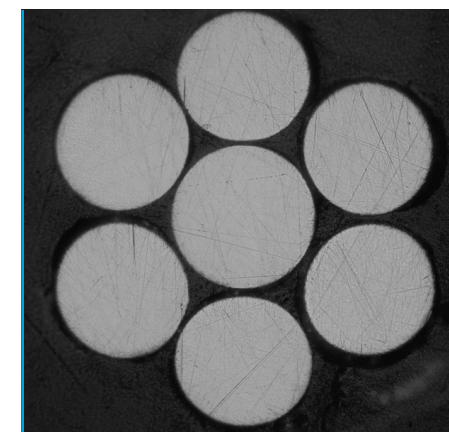
Braided Wire Design

Captivator II Snares – 10mm, 15mm, 20mm, 25mm and 33mm

- Stiff braided wire design helps facilitate tactile feel and control of the wire
- Provides grip / traction and helps to limit tip deflection on flat lesions
- Wire Outer Diameter (OD): .0165 in. (.419 mm)



Close-up of braided wire design




Wire cross section
1 x 7 construction



Diminutive Polypectomy

- For diminutive polypectomy (polyps < 1cm), many physicians consider using cold snaring.
- Cold snaring eliminates thermal injury risk from hot polypectomy and hot biopsy.
- **We are the only device company that has snares with both hot and cold indications for clinical flexibility.**



“Since 80-90% of polyps are < 1cm in size, extra small snares are often the most convenient to use and can be most easily positioned and efficiently enclosed on the polyp.”

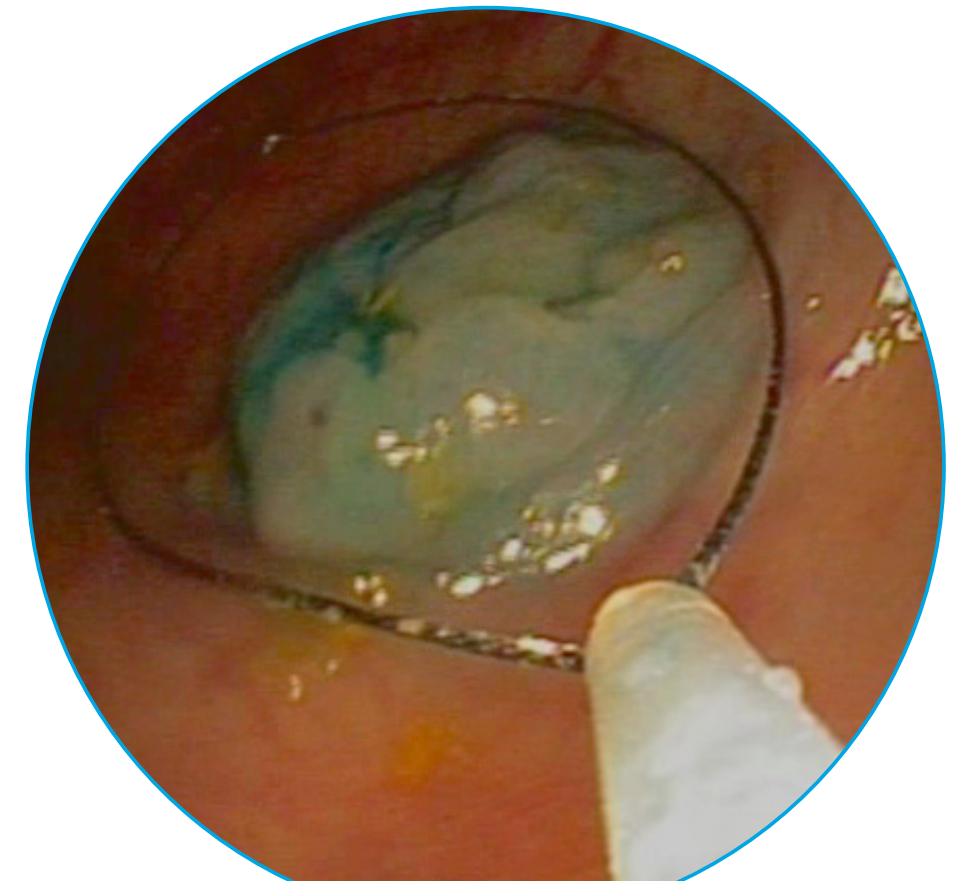
– DOUGLAS K. REX, MD, FACP, FACG



Difficult Polypectomy and EMR

- Snares designed for difficult polypectomy and EMR:
 - Large and / or flat lesions
 - Lesions on the right side of colon
 - Lesions located on or near a colonic fold
- For larger polyps that are flat, a stiff snare is designed to help grasp the normal tissue adjacent to the polyp and prevent sliding over the lesion.

“In about **20-30%** of right sided flat polyp cases, it’s an awkward angle. These are flat, difficult polyps to raise up, and having a variety of tools available can make you more successful in getting that polyp completely removed.” – **DREW SCHEMBRE, MD**



EMR Endoscopic View



Economics of EMR vs. Surgery

1 of 2



Cost savings, even with inadequate payment

- Hospital loses less on an Endoscopy procedure than surgery
- More profitable and efficient use of OR time

“At the end of the day, we as gastroenterologists can save more lives, save more money, save more misery by taking out polyps during colonoscopy.”

– DREW SCHEMBRE, MD

1. 2014 Final Inpatient Medicare Reimbursement Rates Source= August 2, 2013 CMS-1599-FC based on MS-DRGs 329, 330 and 331 (Colectomy)

2. Outpatient Medicare reimbursement based on coding for submucosal injection (45381) and snare, polypectomy (45385). Rates are from Medicare's 2014 Final OPPS Rule. Medicare's Multiple procedure discounting rule applied to secondary procedure. (Total = 45381 - \$736.84 + 45385 = -\$736.84/2).



Economics of EMR vs. Surgery

◀ 2 of 2

EMR offers several advantages:

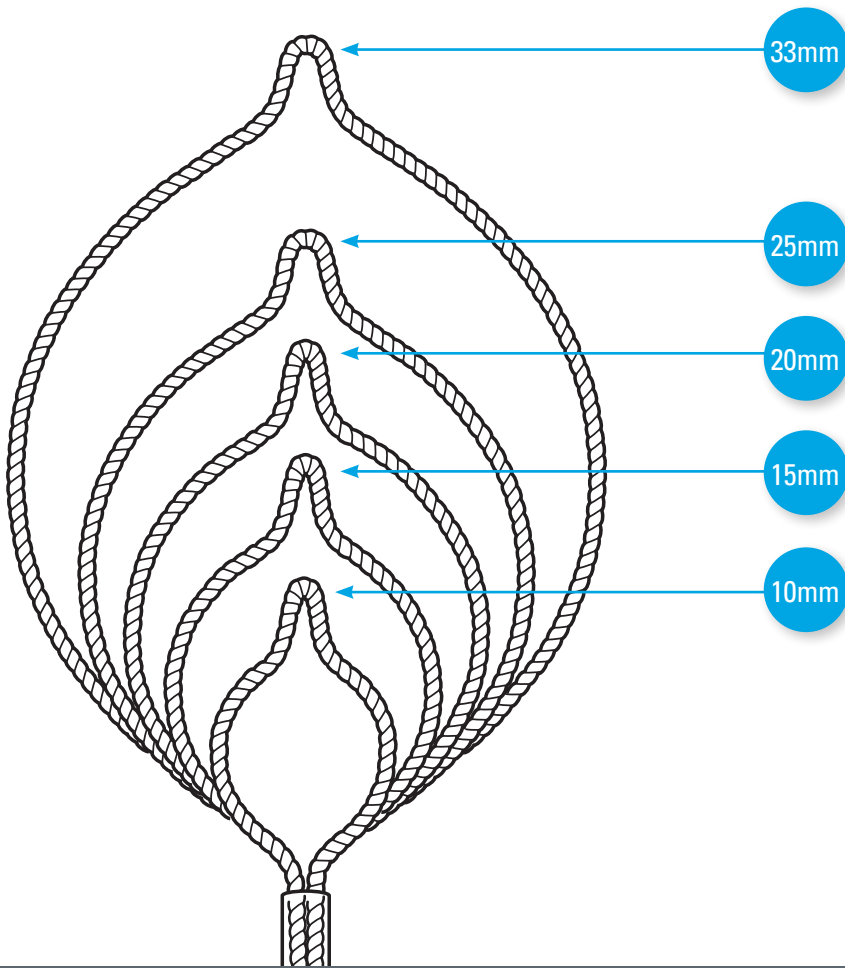
- Potential to reduce complications / hospital-acquired infections
- EMR is a less invasive procedure that may be performed in an outpatient setting
- 60% of patients with difficult polyps who could get an EMR of the colon, are still having a colectomy procedure

“Beyond patient satisfaction, it’s important to consider endoscopic mucosal resection techniques for the simple cost savings it provides for the healthcare industry.”

– SRI KOMANDURI, MD, MS

Order Codes

The Captivator II Snare line provides a variety of size options to help you manage different polyp types.



Captivator II Single-Use Snares						
Order Number	Description	Loop Width (mm)	Sheath OD (mm)	Working Length (cm)	Min. Working Channel (mm)	Packaging
M00561221	10mm Rounded – Stiff	10mm	2.4	240	2.8	Box 10
M00561222	10mm Rounded – Stiff	10mm	2.4	240	2.8	Box 20
M00561223	10mm Rounded – Stiff	10mm	2.4	240	2.8	Box 40
M00561231	15mm Rounded – Stiff	15mm	2.4	240	2.8	Box 10
M00561232	15mm Rounded – Stiff	15mm	2.4	240	2.8	Box 20
M00561233	15mm Rounded – Stiff	15mm	2.4	240	2.8	Box 40
M00561241	20mm Rounded – Stiff	20mm	2.4	240	2.8	Box 10
M00561242	20mm Rounded – Stiff	20mm	2.4	240	2.8	Box 20
M00561243	20mm Rounded – Stiff	20mm	2.4	240	2.8	Box 40
M00561191	25mm Rounded – Stiff	25mm	2.4	240	2.8	Box 10
M00561192	25mm Rounded – Stiff	25mm	2.4	240	2.8	Box 20
M00561193	25mm Rounded – Stiff	25mm	2.4	240	2.8	Box 40
M00561291	Extra Large Rounded – Stiff	33mm	2.4	240	2.8	Box 10



Complementary Devices




Resolution™ Clip

- May be used in conjunction with snares for hemostasis
- Pre-loaded and ready-to-use for emergency bleed situations
- 11mm jaw opening – intended to grasp sizeable tissue for mucosal / sub-mucosal defects <3cm, and polyps <1.5cm in diameter
- Engineered to enable opening and closing no more than 5 times prior to deployment – aiding in repositioning of the clip at the lesion site

Interject™ Sclerotherapy Needles

- May be used to inject saline to raise a polyp in order to aid polypectomy procedures using a snare
- Smooth beveled design facilitates injection
- Two needle lengths available: 4mm and 6mm
- Clear and contrast sheaths available: 200cm and 240cm



TWISTER® PLUS Rotatable Retrieval Device

- May be used to remove polyps in the colon after snaring
- 3-D net with 1:1 direct response rotation aids in positioning and removal of specimens
- Interwoven design helps maintain the integrity of the net

Captivator™ II Snares



Boston Scientific Corporation
300 Boston Scientific Way
Marlborough, MA 01752-1234
www.bostonscientific.com/endo-resources

Ordering Information
1.888.272.1001

©2014 Boston Scientific Corporation
or its affiliates. All rights reserved.

ENDO-275707-AA November 2014

All trademarks are the property of their respective owners.

TWISTER® PLUS is a trademark of Horizons International Corp.

Distributed by Boston Scientific Corporation, Natick, Massachusetts; manufactured by Horizons International Corp., Heredia, Costa Rica.

The opinions expressed by Dr. Schembre, Dr. Rex and Dr. Komanduri do not necessarily reflect the opinions, policies or recommendations of Boston Scientific Corporation or any of its employees.

Indications, Contraindications, Warnings and Instructions for Use can be found in the product labeling supplied with each device.

CAUTION: Federal (USA) law restricts this device to sale by or on the order of a physician.